



# 2021 Missing American Indian and Alaska Native Persons Data FBI's National Crime Information Center Missing Person File

**Missing AI/AN Person Entries in 2021: 9,572**

*Number of 2021 entries still active as of 06/13/2022: 288*

**Missing AI/AN End-of-Year Active Records 2021: 1,554**

*Sex/gender breakdown: 624 missing AI/AN females; 930 missing AI/AN males*

## About This Data

**Entries** are incidents of a person going missing, not the number of people who went missing. If a person goes missing more than once in a year, they could be entered into NCIC multiple times.


**Data on adults** may not capture all reports of missing adults. While law enforcement agencies are required to submit incidents of missing persons under age 21 to the NCIC Missing Person file, there is not a similar requirement for adults who go missing.

**Records** are created from NCIC entries, one record per individual. A record is closed when an individual is found or returns home, or law enforcement determines the record was invalid. The end-of-year active record count is the total number of AI/AN missing persons in the NCIC Missing Person File at the end of a year, regardless of when the information was entered.

**Categories** describe a person's characteristics or the circumstances around their disappearance. The Juvenile category comprises those under 21 who don't fall into another category; the Other category comprises those 21 and over who don't fall into another category.

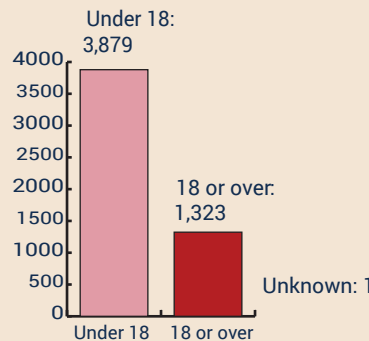
*Data source: This data is compiled from the FBI's National Crime Information Center's Missing Person and Unidentified Person Statistics for 2021 and from the FBI NCIC Operations and Policy Unit.*

## Sex/Gender\*

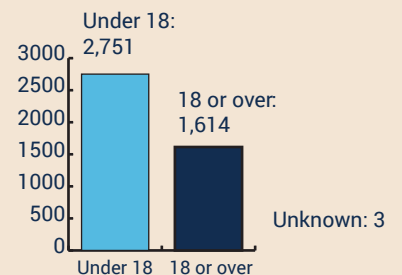


## Age

### Females



### Males



## Category\*\*

